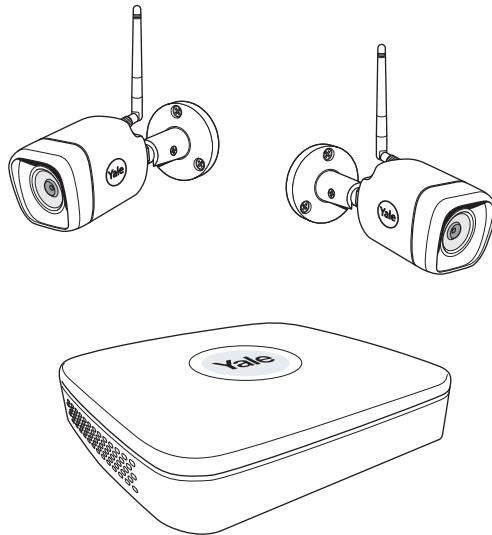
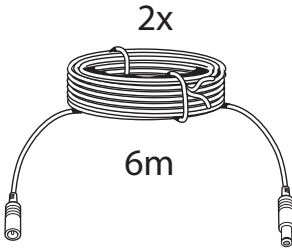
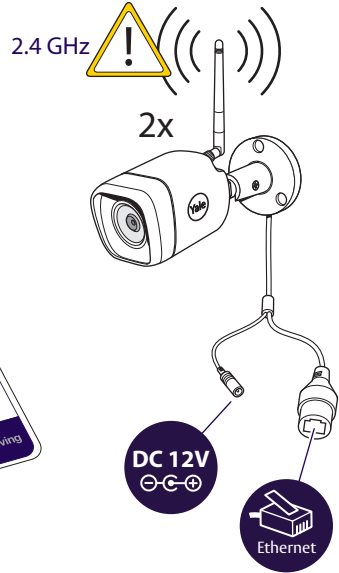
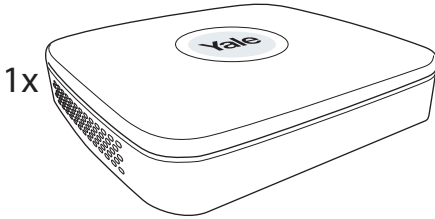


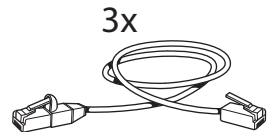
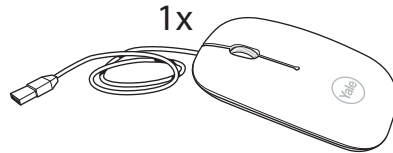
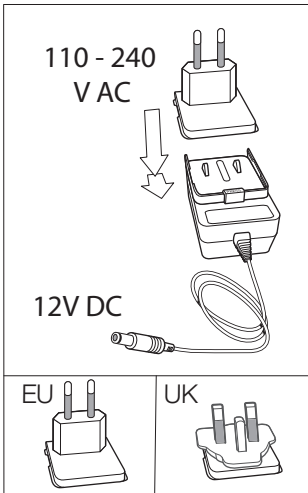
## CCTV Quick Guide














Guía rápida  
Kurzanleitung  
Guida veloce  
Guide rapide

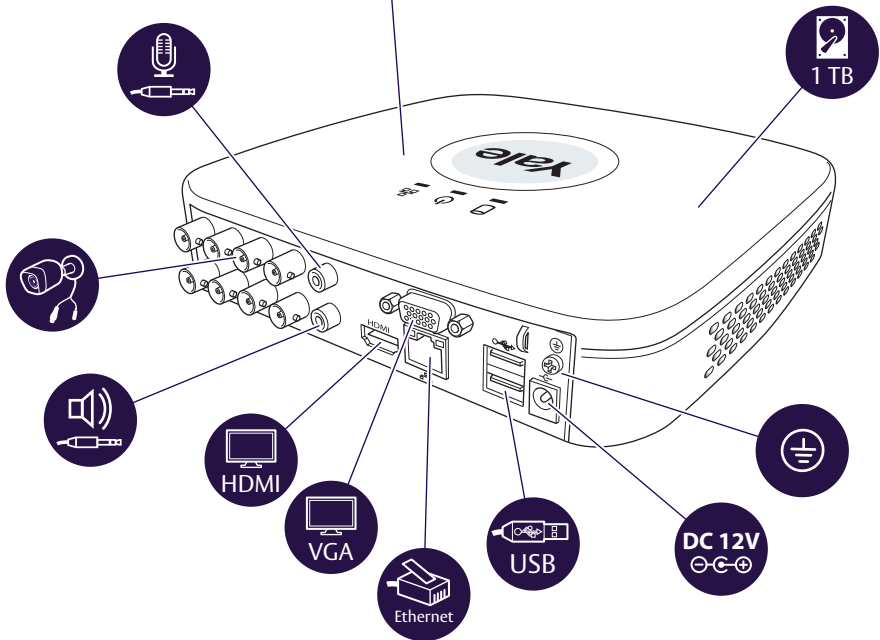


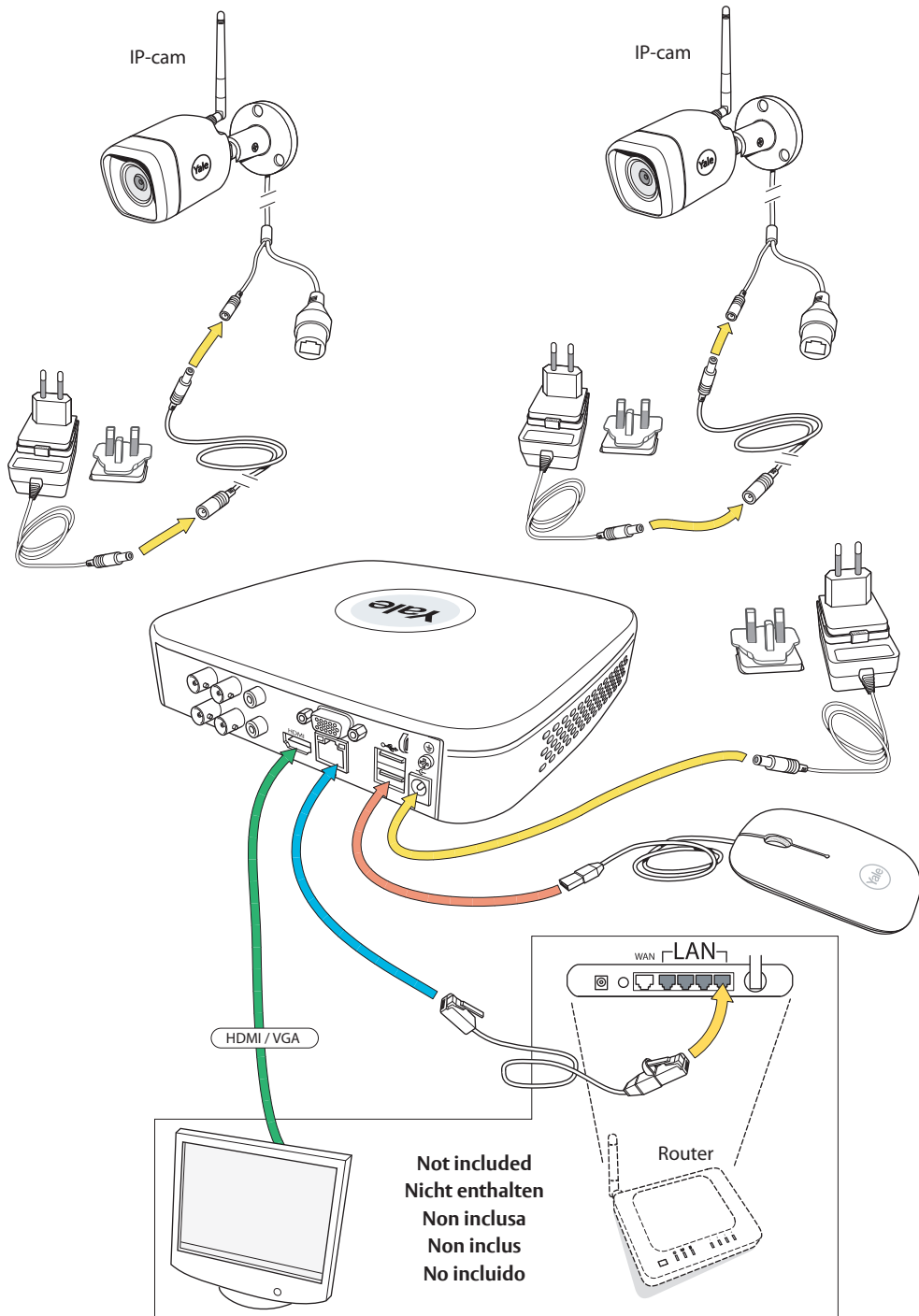


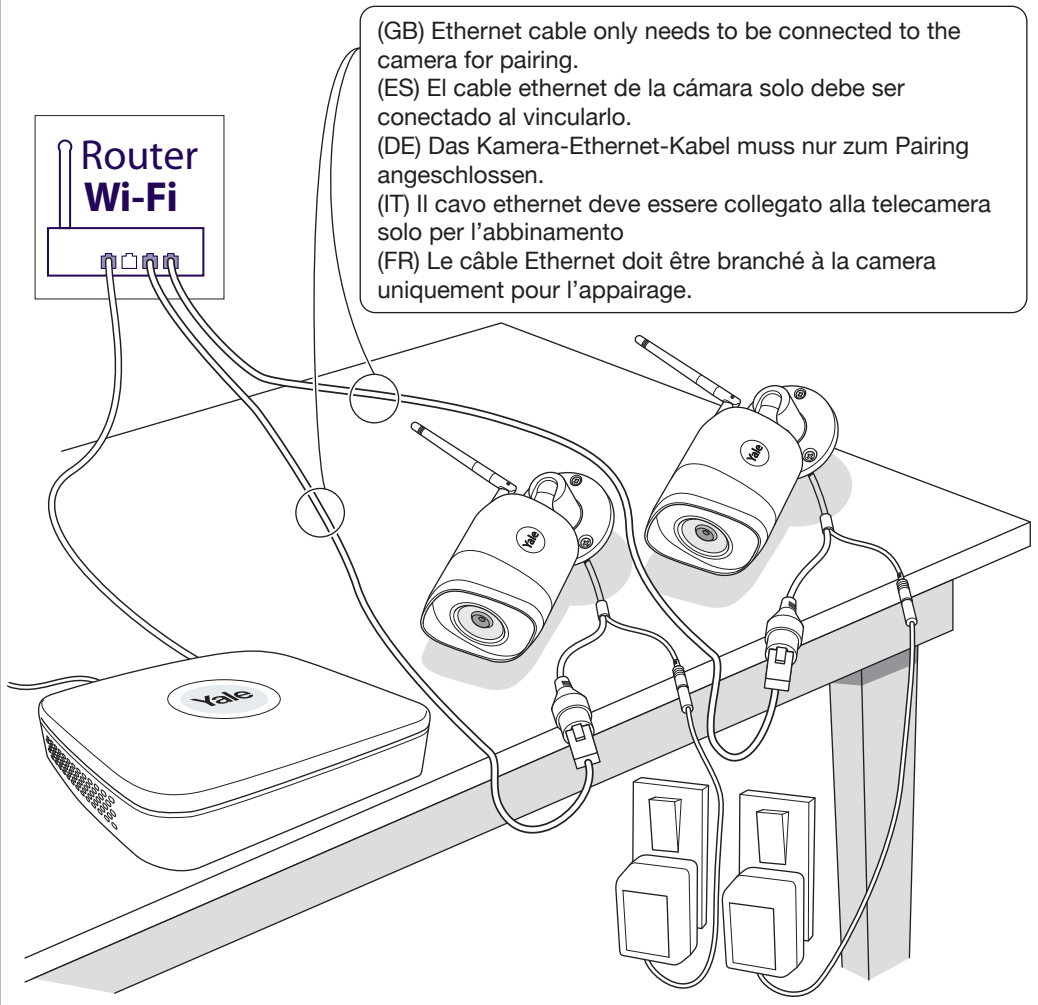
3x



	HDD		
			
	Power		OFF
			ON
	Network		
			







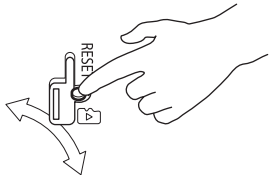
(GB) Ethernet cable only needs to be connected to the camera for pairing.  
 (ES) El cable ethernet de la cámara solo debe ser conectado al vincularlo.  
 (DE) Das Kamera-Ethernet-Kabel muss nur zum Pairing angeschlossen.  
 (IT) Il cavo ethernet deve essere collegato alla telecamera solo per l'abbinamento  
 (FR) Le câble Ethernet doit être branché à la caméra uniquement pour l'appairage.

**i**

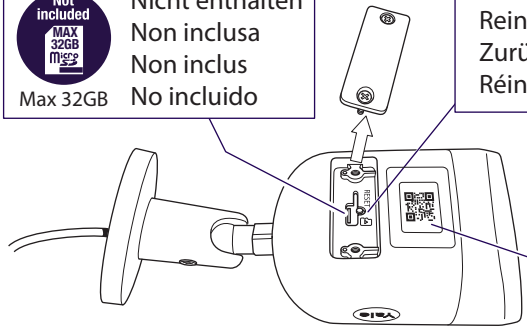
Not included  
 MAX 32GB  
 microSD  
 Max 32GB

Nicht enthalten  
 Non inclusa  
 Non inclus  
 No incluido

**Press 10 sec**  
 Reset  
 Reiniciar  
 Zurücksetzen  
 Réinitialiser



**Press 1 sec**  
 WPS  
 (Wi-Fi Protected Setup)





(GB) Create an account - (ES) Crear una cuenta - (DE) Benutzerkonto anlegen  
(IT) Creare un profilo - (FR) Créer un compte



**a**

**Yale** smart Living

Email Register

**b**

**Yale** smart Living

Email verification

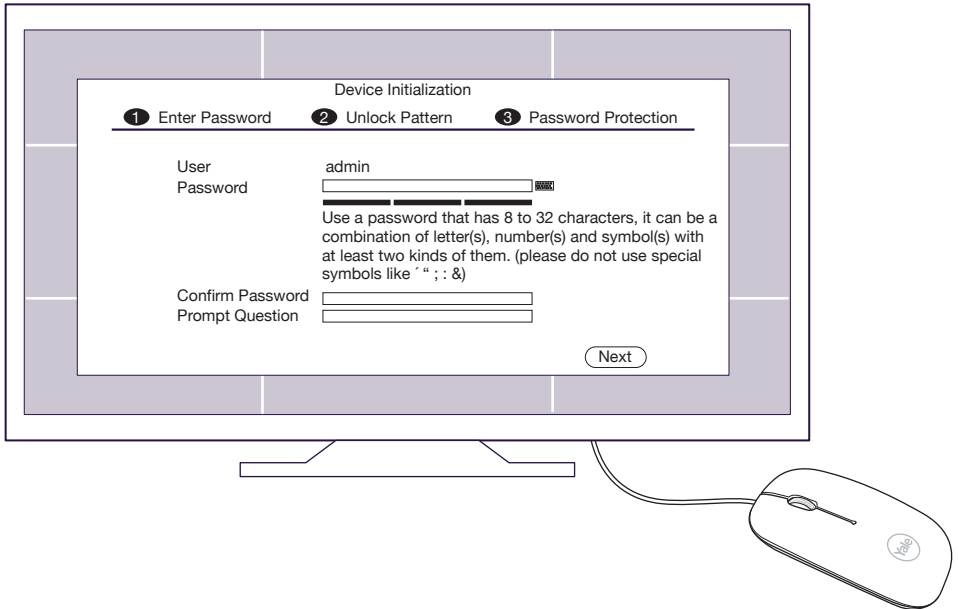
116s

**c**

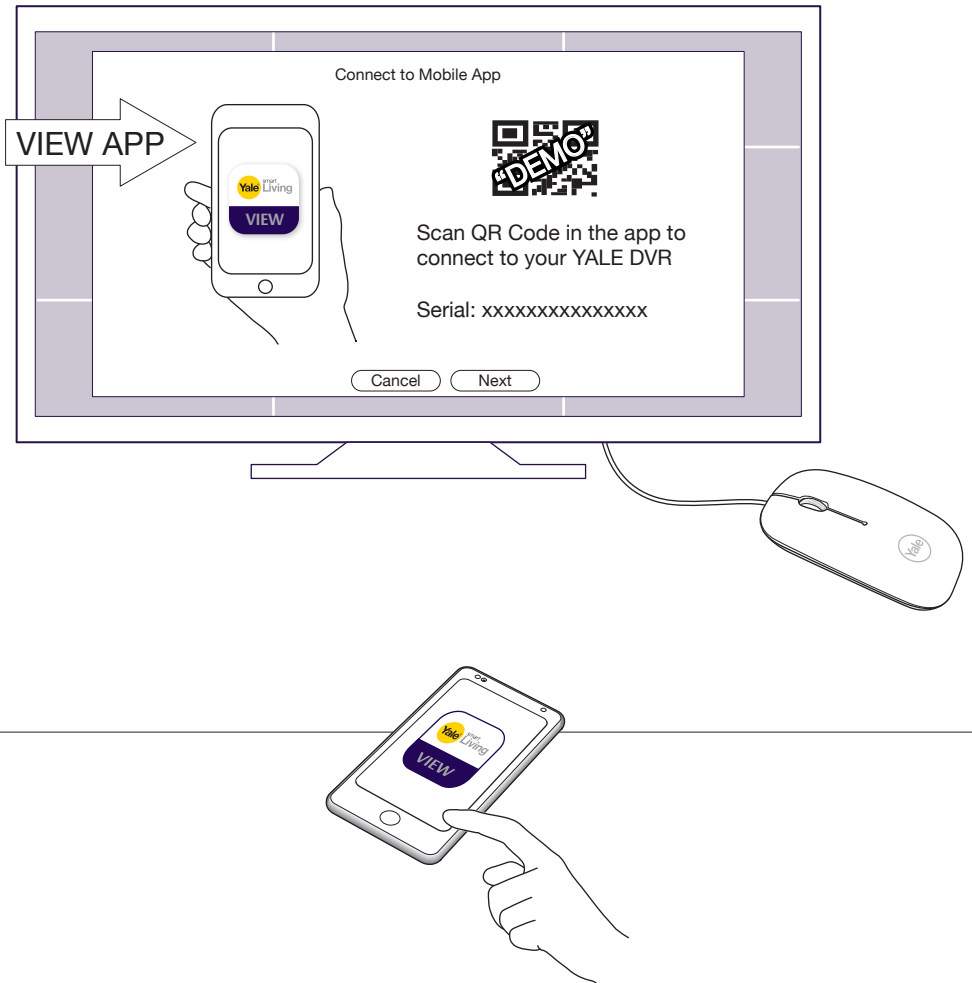
**Yale** smart Living

Create a Password

(GB) Create an account - (ES) Crear una cuenta - (DE) Benutzerkonto anlegen  
(IT) Creare un profilo - (FR) Créer un compte

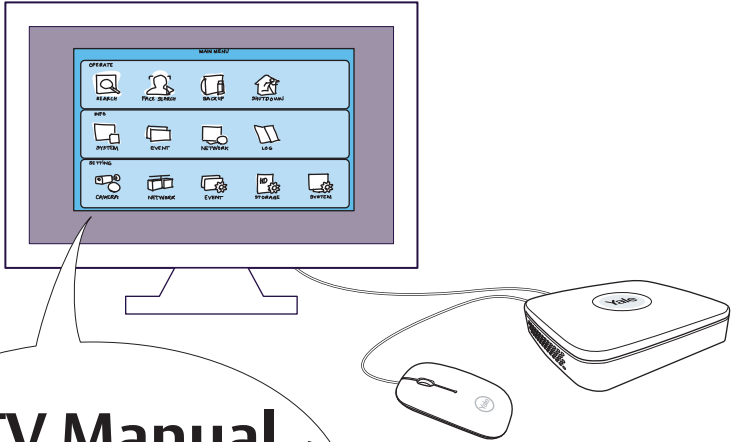


(GB) Follow on-screen instructions  
(DE) Der Schritt für Schritt Anleitung auf dem Bildschirm folgen  
(ES) Seguir paso a paso el proceso de configuración que aparece en pantalla  
(IT) Seguire l' impostazione sullo schermo passo dopo passo  
(FR) Suivre pas à pas les instructions d'installation à l'écran




- (GB) Follow on-screen instructions  
(DE) Der Schritt für Schritt Anleitung auf dem Bildschirm folgen  
(ES) Seguir paso a paso el proceso de configuración que aparece en pantalla  
(IT) Seguire l' impostazione sullo schermo passo dopo passo  
(FR) Suivre pas à pas les instructions d'installation à l'écran




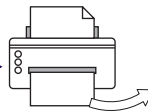


# CCTV Manual

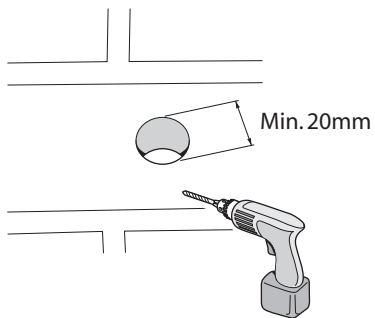
Manual de usuario  
Bedienungsanleitung  
Manuale  
Manuel utilisateur



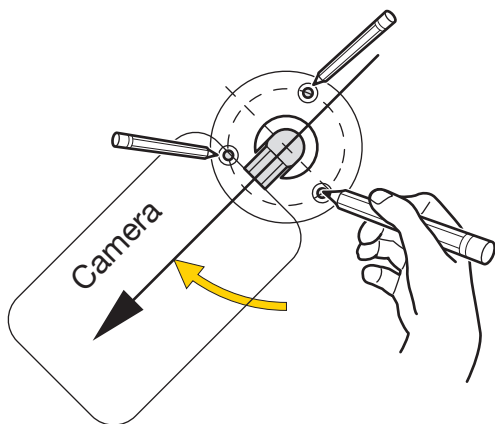
[www.yalelock.com/smart-living](http://www.yalelock.com/smart-living)



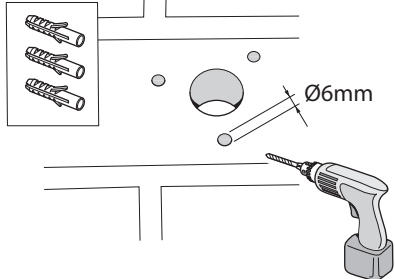
1



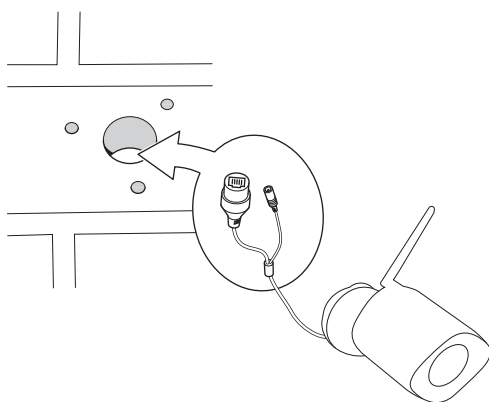
2



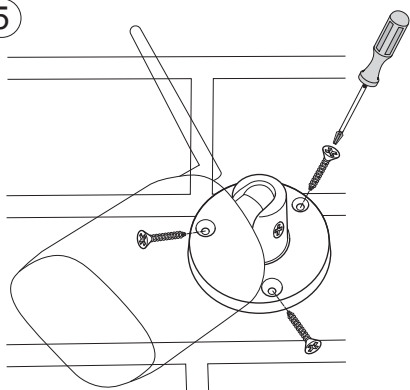
3



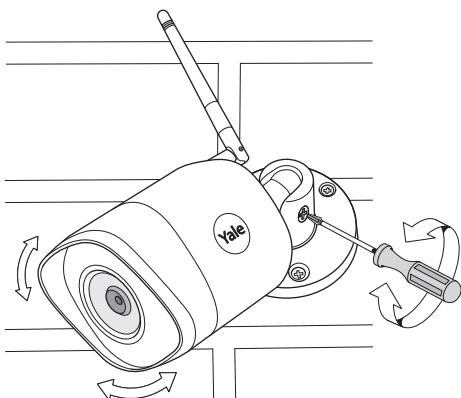
4



5



6



i

**GB:**

Hereby, ASSA ABLOY Ltd., School Street, Willenhall, West Midlands, England Wv13 3PW declares that the radio equipment type SV-4C-2DB4MX is in compliance with Directive 2014/53/EU. The full text of the EU declaration of conformity is available at the following internet address: [www.yalelock.com/smart-living/doc](http://www.yalelock.com/smart-living/doc)

**FR:**

Le soussigné, ASSA ABLOY Ltd., School Street, Willenhall, West Midlands, England Wv13 3PW, déclare que l'équipement radioélectrique du type SV-4C-2DB4MX est conforme à la directive 2014/53/UE. Le texte complet de la déclaration UE de conformité est disponible à l'adresse internet suivante:

[www.yalelock.com/smart-living/doc](http://www.yalelock.com/smart-living/doc)

**\*\*\* Message à destination des professionnels \*\*\***

*Si vous souhaitez installer SV-4C-2DB4MX dans votre société, vous devez obligatoirement demander une autorisation à la Commission Nationale de l'Informatique et des Libertés.*

**ES:**

Por la presente, ASSA ABLOY Ltd., School Street, Willenhall, West Midlands, England Wv13 3PW declara que el tipo de equipo radioeléctrico SV-4C-2DB4MX es conforme con la Directiva 2014/53/UE. El texto completo de la declaración UE de conformidad está disponible en la dirección Internet siguiente:

[www.yalelock.com/smart-living/doc](http://www.yalelock.com/smart-living/doc)

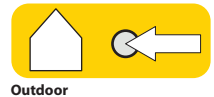
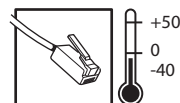
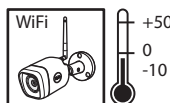
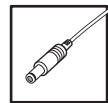
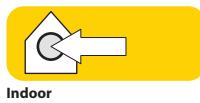
**DE:**

Hiermit erklärt ASSA ABLOY Ltd., School Street, Willenhall, West Midlands, England Wv13 3PW, dass der Funkanlagentyp SV-4C-2DB4MX der Richtlinie 2014/53/EU entspricht. Der vollständige Text der EU-Konformitätserklärung ist unter der folgenden Internetadresse verfügbar: [www.yalelock.com/smart-living/doc](http://www.yalelock.com/smart-living/doc)

**IT:**

Il fabbricante, ASSA ABLOY Ltd., School Street, Willenhall, West Midlands, England Wv13 3PW, dichiara che il tipo di apparecchiatura radio SV-4C-2DB4MX è conforme alla direttiva 2014/53/UE. Il testo completo della dichiarazione di conformità UE è disponibile al seguente indirizzo Internet: 22.5.2014 L 153/104 Gazzetta ufficiale dell'Unione europea IT: [www.yalelock.com/smart-living/doc](http://www.yalelock.com/smart-living/doc)

Frequency / Band	EIRP [dBm]
WiFi 2400MHz~2483.5MHz	10 - 15dBm



## **i** Support



## **i** Manual



[www.yalelock.com/smart-living](http://www.yalelock.com/smart-living)



**THE YALE BRAND**, with its unparalleled global reach and range of products, reassures more people in more countries than any other consumer locking solution.

**THE ASSA ABLOY GROUP** is the world's leading manufacturer and supplier of locking solutions, dedicated to satisfying end-user needs for security, safety and convenience.

An ASSAABLOY Group brand

**ASSA ABLOY**